

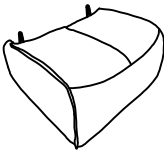

# ASSEMBLY INSTRUCTIONS

Model: U8088

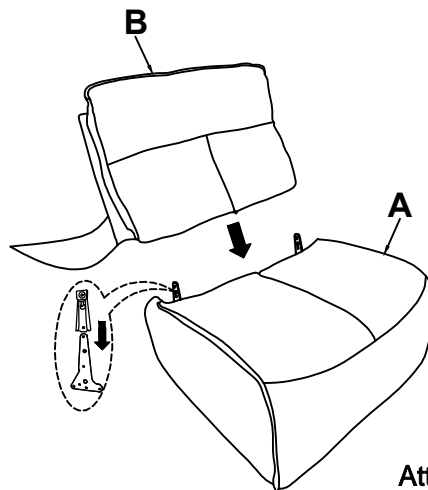
Description: Glider Armless Chair

Thank you for purchasing this quality product. Be sure to check all packing material carefully for small parts that may have come loose inside the carton during shipment

## PARTS LIST


NO.	DESCRIPTION	SKETCH	QTY
A	SEAT OF GLIDER ARMLESS CHAIR		1 PC
B	BACK REST OF GLIDER ARMLESS CHAIR		1 PC

### Step 1



Attach the Back Rest (B) to Seat (A).

### Step 2



1 OF 1


Made in Vietnam

# ATTENTION

**Prior to utilizing this product, it is mandatory to cut and remove the plastic fasteners located under the item that secure the mechanism.**

**Avant d'utiliser ce produit, il est obligatoire de couper et de retirer les attaches en plastique qui fixent le mécanisme.**

**Antes de utilizar este producto, es obligatorio cortar y quitar los sujetadores de plástico que sujetan el mecanismo.**



# ATTENTION

**Prior to utilizing this product, it is mandatory to cut and remove the plastic fasteners located under the item that secure the mechanism.**

**Avant d'utiliser ce produit, il est obligatoire de couper et de retirer les attaches en plastique qui fixent le mécanisme.**

**Antes de utilizar este producto, es obligatorio cortar y quitar los sujetadores de plástico que sujetan el mecanismo.**

