








# Assembly Instruction

## PART LIST

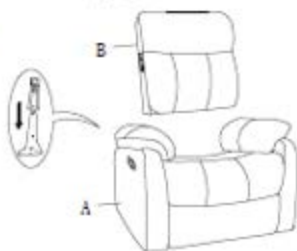
NO.	DRAWING	QTY	DESCRIPTION
A		1	SEAT
B		1	LSP BACK REST
C		1	RSP BACK REST
D		1	CORNER BACK REST
E		1	LSP EAR
F		1	RSP EAR
G		2	BOLT

Please follow the drawings below to assemble the item

①



②



③







④


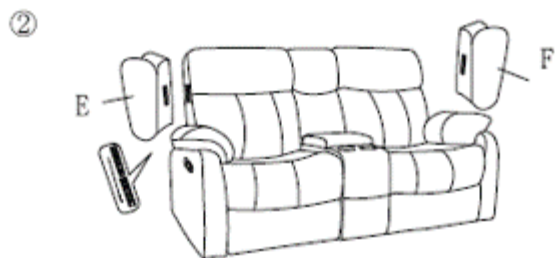
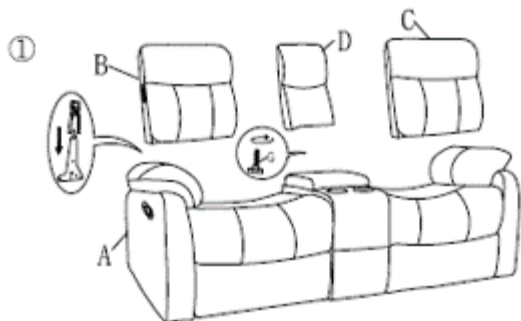


# Assembly Instruction

## PART LIST

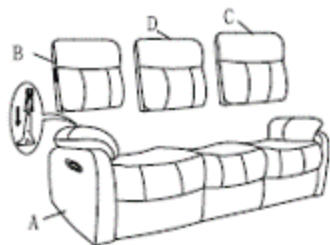
NO.	DRAWING	QTY	DESCRIPTION
A		1	SEAT
B		1	BACK SEAT
C		1	LSF EAR
D		1	RSF EAR

Please follow the drawings below to assemble the item

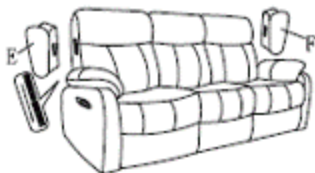


Please follow the drawings below to assemble the item

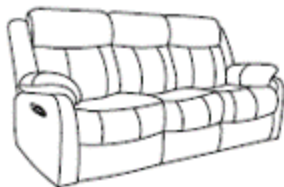
①



②









③



# Assembly Instruction

## PART LIST

NO.	DRAWING	QTY	DESCRIPTION
A		1	SEAT
B		1	LSP BACK REST
C		1	RSP BACK REST
D		1	MIDDLE BACK REST
E		1	LSP BAR
F		1	RSP BAR