

ASSEMBLY INSTRUCTION

Model : ALINA-WHITE-DR W/LED

Description : DRESSER WITH LED

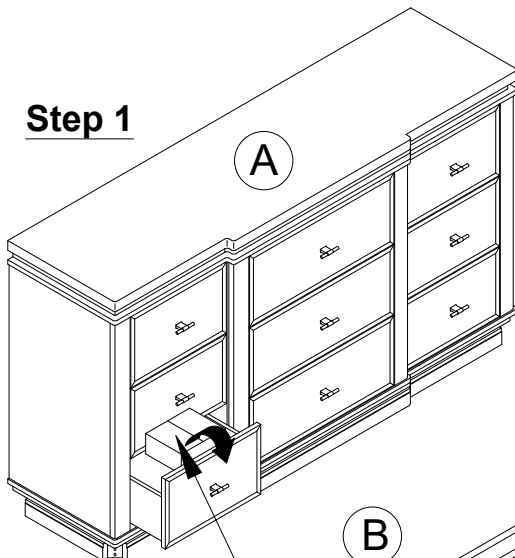
Thank you for purchasing this quality product. Be sure to check all packing material carefully for small parts that may have come loose inside the carton during shipment.

PART LIST :

HARDWARE LIST :

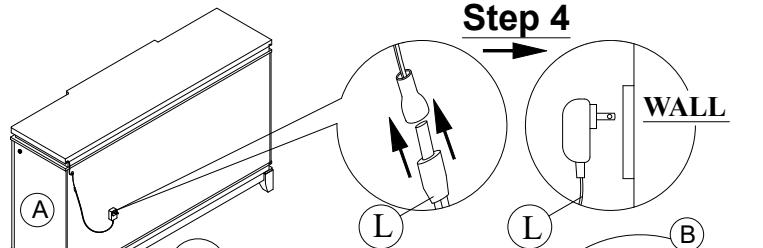
No.	Description	Diagram	Quantity	No.	Description	Diagram	Size	Quantity
A	DRESSER		1	D	FLAT WASHER		M8 x 22mm	8
B	BUN FOOT		4	E	SPRING WASHER		M8 x 15mm	8
C	CENTER SUPPORT		1	F	HEX NUT		M8	8
<p>Led Touch Sensor : i) Switch on ii) Lighter iii) More lighter iv) Switch off</p> <p>COMPLETED DRESSER W/LED ASSEMBLY</p>				G	JCBC SCREW		(M6 x 35mm)	4
				H	SPRING WASHER		(M6 x 13mm)	4
				I	FLAT WASHER		(M6 x 19mm)	4
				J	WRENCH			1
				K	ALLEN KEY (M4)		(M4)	1
				L	ADAPTOR			1

Step 1

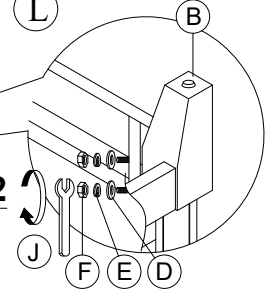


Bun Foot's Box & Center Support

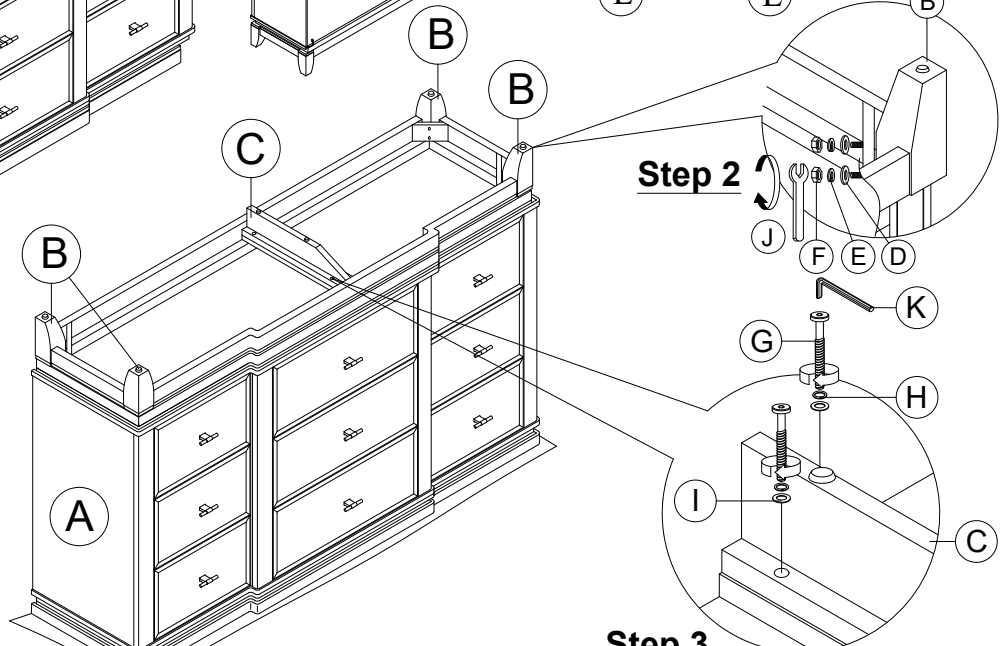
Step 4



Step 2



Step 3



Made In Malaysia