






ASSEMBLY INSTRUCTION

Model: U5050-RLS

Description: RECLINING LOVESEAT

Thank you for purchasing this quality product. Be sure to check all packing material carefully for small parts that may have come loose inside the carton during shipment

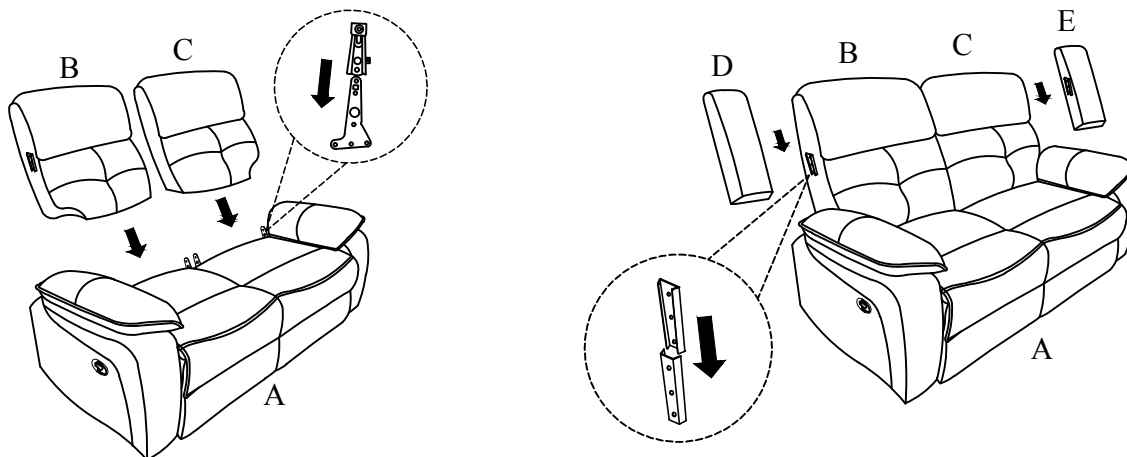
PARTS LIST:

NO.	DESCRIPTION	SKETCH	Q'TY
A	Seat Body		1 PC
B	Left Backrest		1 PC
C	Right Backrest		1 PC
D	Left wing		1 PC
E	Right wing		1 PC

Step 1:

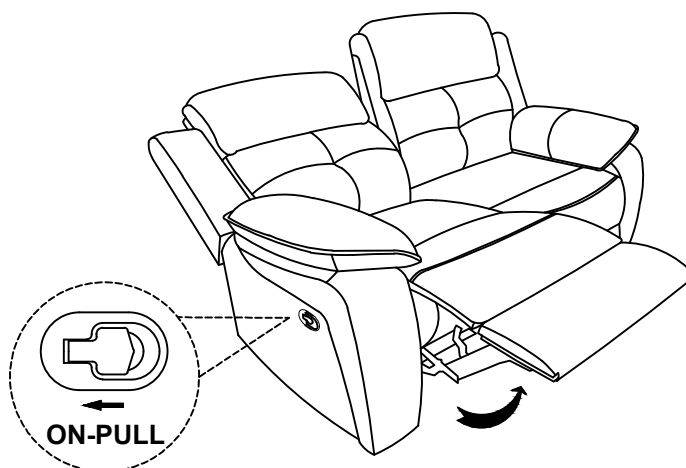
Important:

1. Attach Backrest (B/C) to the Seat (A).
2. Attach the Left/Right Wings (D/E) to the Left/Right side of the Backrest (B/C).



Step 2:

Important: Open the Footrest by pulling out the Switch.



Made in Vietnam