

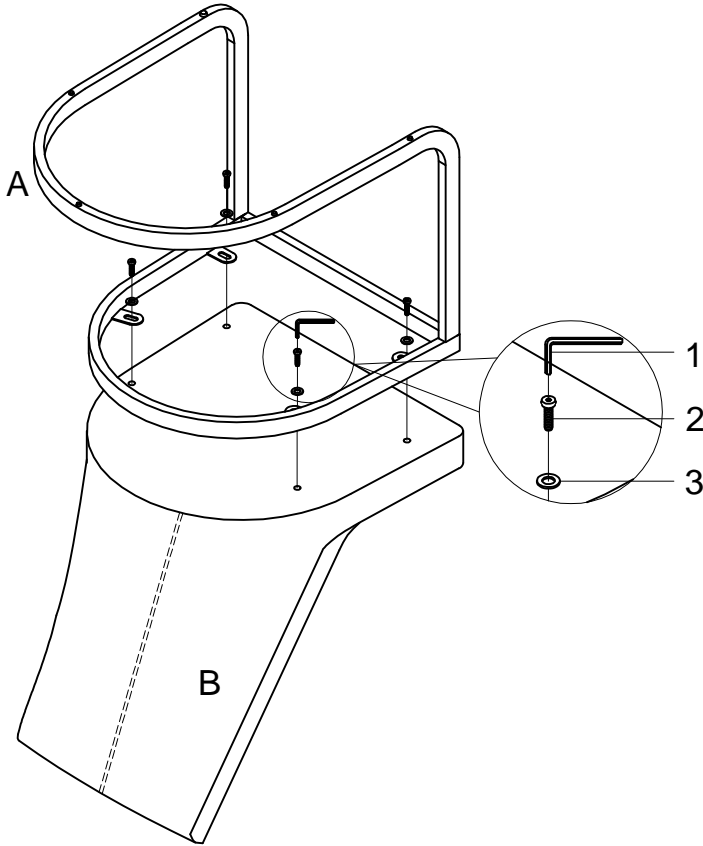
ASSEMBLY INSTRUCTION

Model :D1067DC



Description : Dining Chair

Thank you for purchasing this quality product. Be sure to check all packing material carefully for small parts that may have come loose inside the carton during shipment.




Step 1:



PART LIST:

| NO. | Description | Diagram | Quantity |
|-----|-------------|---|----------|
| A | Leg |  | 1pcs |
| B | Seat |  | 1pcs |


HARDWARE LIST:

| NO. | Description | Diagram | Size | Quantity |
|-----|-------------|---|----------|----------|
| 1 | Allen key |  | #5 | 1pcs |
| 2 | Bolt |  | M6x15 | 4pcs |
| 3 | Flat washer |  | 6x18x1.5 | 4pcs |
| | | | | |
| | | | | |
| | | | | |

Fix the chair leg to the chair seat with Bolt (2) and Flat washer (3) by the Allen key (1).

Step 2:

Finished



Made In China