

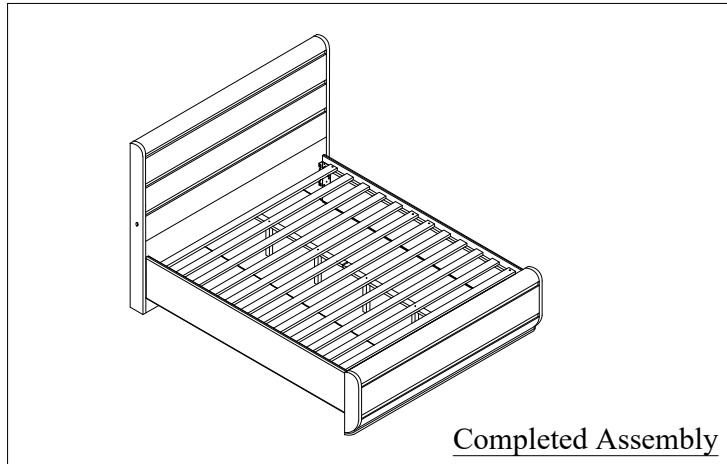
# Assembly Instruction

DD-F02

Model No : GENESIS 253 Full Bed

Thank you for purchasing this quality product.


Please check all packing material carefully which may have come loose inside the carton during shipment.



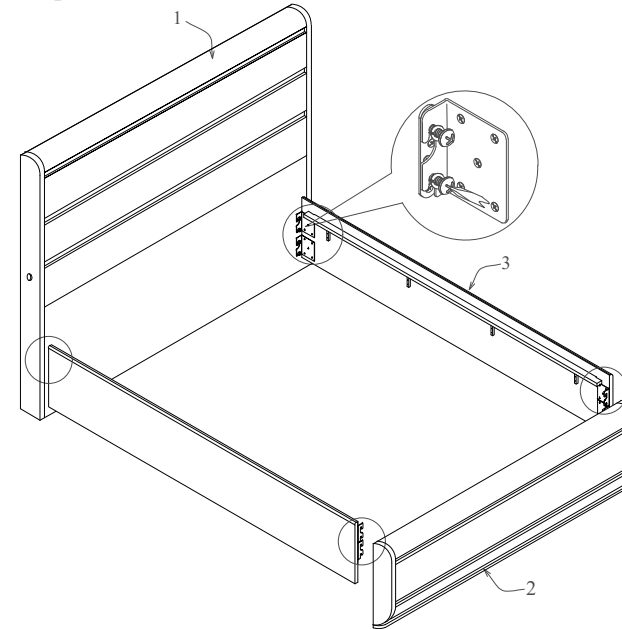
## PART LIST

No	Description	Qty
1	Headboard	1pc
2	Footboard	1pc
3	Side Rail	2pcs
4	Center Rail	2pcs
5	Center Rail Supporter	4pcs
6	Slat	2set

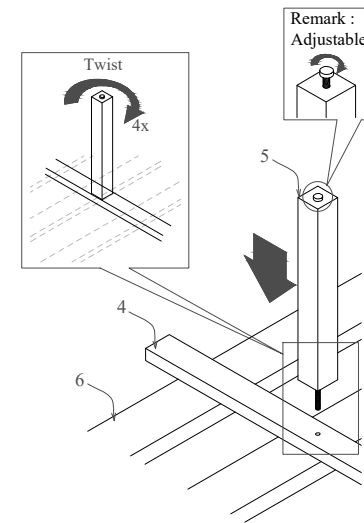
## HARDWARE LIST

No	Description	Qty
A	TRUSS HD C/B M4 x 25mm 	8pcs

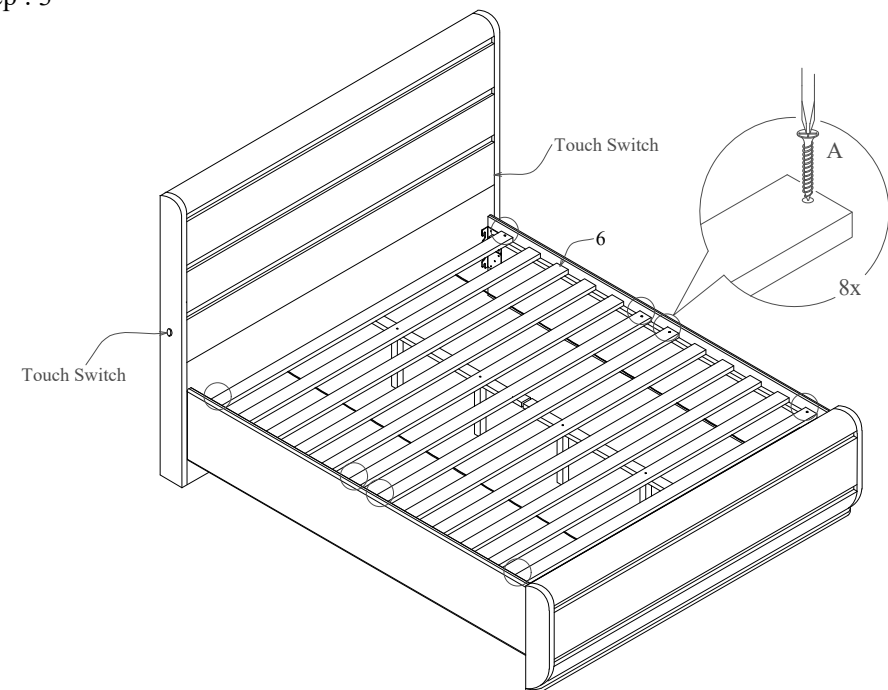
Step : 1



Step : 2



Step : 3



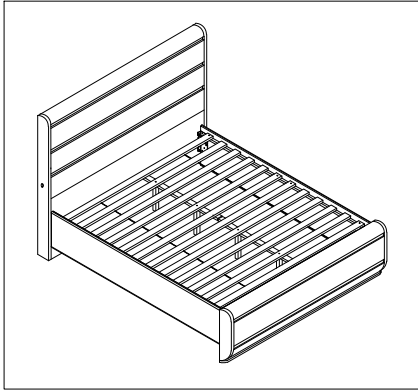
# Assembly Instruction

DD-F02




Model No :GENESIS 253 LED Full Bed

Thank you for purchasing this quality product.

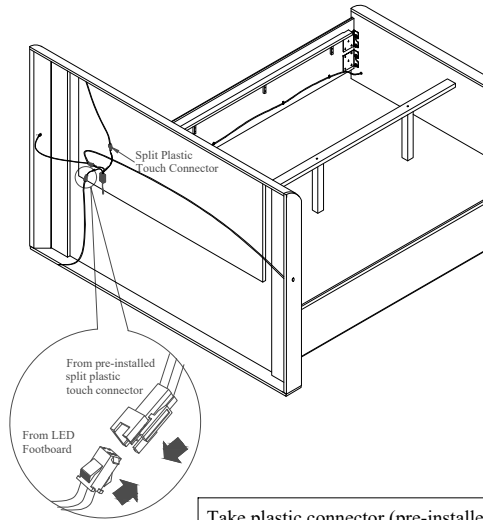
Please check all packing material carefully which may have come loose inside the carton during shipment.



## HARDWARE LIST

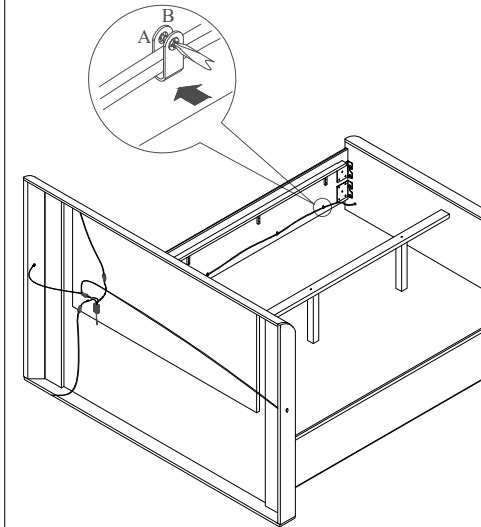
No	Description	Qty
A	Cable Clip 	3pcs
B	TRUSS HD C/B M4 x 15mm 	3pcs
C	Power Wall Adaptor 12V-2A 	1set

Step : 1



Take plastic connector (pre-installed at Footboard) and clip it together with Split Plastic Touch Controller (pre-installed at headboard).

Step : 2



Step : 3

