




ASSEMBLY INSTRUCTION

Model: U0212-BLANCHE SIL-ARMS W/ USB & TRAY


Description : ARMS WITH USB AND 1 TABLE TRAY

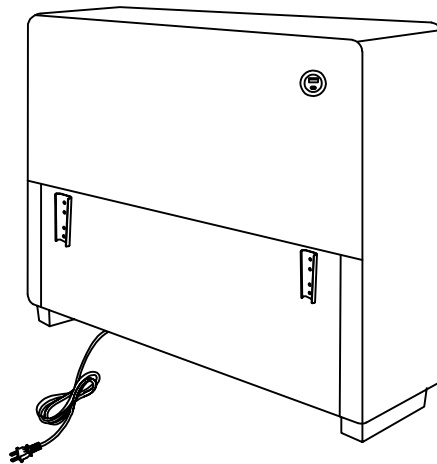
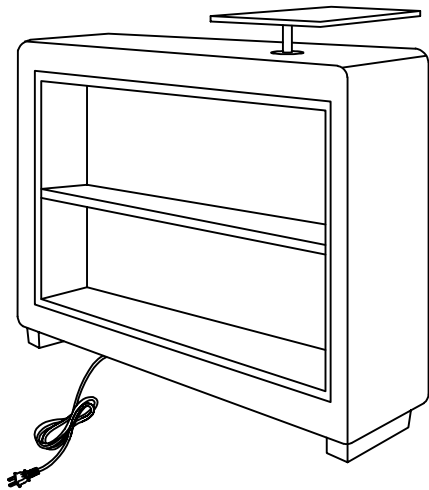
Thank you for purchasing this quality product. Be sure to check all packing material carefully for small parts that may have come loose inside the carton during shipment

PART LIST :

NO.	DESCRIPTION	SKETCH	Q'TY
A	LSF Arm		1 PC
B	RSF Arm		1 PC
C	Roung leg		4 PCS

HARDWARE LIST :

E	Screw		8 PCS
---	-------	---	-------



ASSEMBLY INSTRUCTION

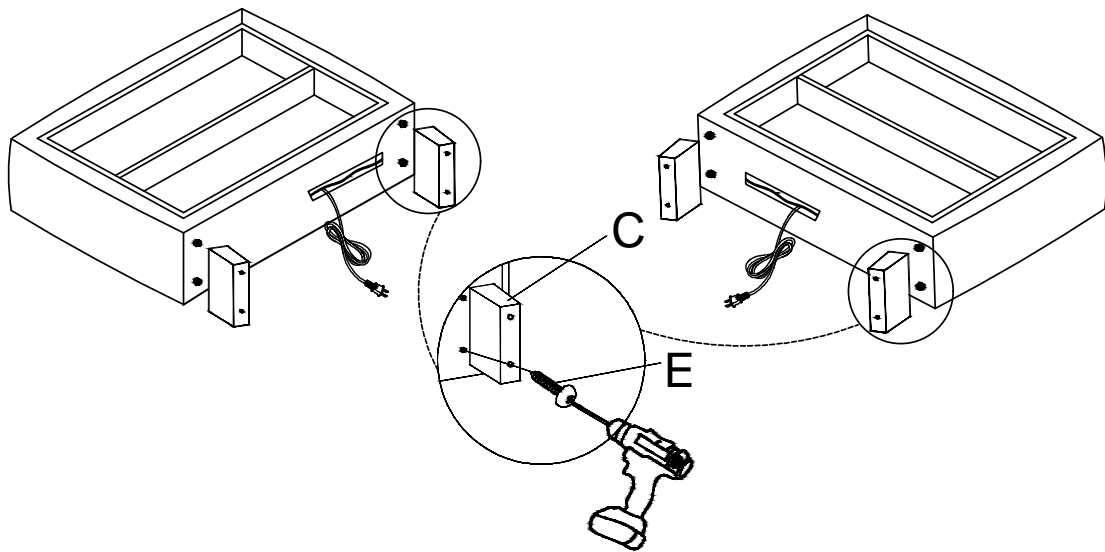
Model: U0212-BLANCHE SIL-ARMS W/ USB & TRAY

Description : ARMS WITH USB AND 1 TABLE TRAY

Thank you for purchasing this quality product. Be sure to check all packing material carefully for small parts that may have come loose inside the carton during shipment

Step 1:

Screw up rectangle leg (C) into RSF arm (B) and LSF arm (A)



Step 2:

The table tray (J) is stored inside the sofa bed.
Connect the table tray (J) to Arm (A).

